

# Informational Water Quality Report

## WaterCheck Basic

<b>Client:</b>

<b>Ordered By:</b>
John Doe 6571 Wilson Mills Rd Cleveland, OH 44143



6571 Wilson Mills Rd  
Cleveland, Ohio 44143  
1-800-458-3330

Sample Number: 111111

Location: Kitchen Faucet

Type of Water: Well Water

Collection Date and Time: 01/01/2018 10:00 AM

Received Date and Time: 01/02/2018 10:00 AM

Date Completed: 01/10/2018

### Definition and Legend

This informational water quality report compares the actual test result to national standards as defined in the EPA's Primary and Secondary Drinking Water Regulations.

**Primary Standards:** Are expressed as the maximum contaminant level (MCL) which is the highest level of contaminant that is allowed in drinking water. MCLs are enforceable standards.

**Secondary standards:** Are non-enforceable guidelines regulating contaminants that may cause cosmetic effects (such as skin or tooth discoloration) or aesthetic effects (such as taste, odor, or color) in drinking water. Individual states may choose to adopt them as enforceable standards.


**Action levels:** Are defined in treatment techniques which are required processes intended to reduce the level of a contaminant in drinking water.


**mg/L (ppm):** Unless otherwise indicated, results and standards are expressed as an amount in milligrams per liter or parts per million.


**Minimum Detection Level (MDL):** The lowest level that the laboratory can detect a contaminant.


**ND:** The contaminant was not detected above the minimum detection level.


**NA:** The contaminant was not analyzed.


























 The contaminant was not detected in the sample above the minimum detection level.











 The contaminant was detected at or above the minimum detection level, but not above the referenced standard.

 The contaminant was detected above the standard, which is not an EPA enforceable MCL.

 The contaminant was detected above the EPA enforceable MCL.

 These results may be invalid.

Status	Contaminant	Results	Units	National Standards	Min. Detection Level
Microbiologicals					
	Total Coliform by P/A	Total coliform was Present in this sample and E. coli bacteria was ABSENT.			
Inorganic Analytes - Metals					
	Aluminum	ND	mg/L	0.2	EPA Secondary 0.1
	Arsenic	ND	mg/L	0.010	EPA Primary 0.005
	Barium	ND	mg/L	2	EPA Primary 0.30
	Cadmium	ND	mg/L	0.005	EPA Primary 0.002
	Calcium	116.0	mg/L	--	2.0
	Chromium	ND	mg/L	0.1	EPA Primary 0.010
	Copper	ND	mg/L	1.3	EPA Action Level 0.004
	Iron	3.350	mg/L	0.3	EPA Secondary 0.020
	Lead	ND	mg/L	0.015	EPA Action Level 0.002
	Lithium	0.010	mg/L	--	0.001
	Magnesium	36.30	mg/L	--	0.10
	Manganese	0.031	mg/L	0.05	EPA Secondary 0.004
	Mercury	ND	mg/L	0.002	EPA Primary 0.001
	Nickel	ND	mg/L	--	0.020
	Potassium	2.2	mg/L	--	1.0
	Selenium	ND	mg/L	0.05	EPA Primary 0.020
	Silica	19.5	mg/L	--	0.1
	Silver	ND	mg/L	0.100	EPA Secondary 0.002
	Sodium	23	mg/L	--	1
	Strontium	0.762	mg/L	--	0.001
	Uranium	ND	mg/L	0.030	EPA Primary 0.001
	Zinc	0.038	mg/L	5	EPA Secondary 0.004
Physical Factors					
	Alkalinity (Total as CaCO3)	320	mg/L	--	20
	Hardness	440	mg/L	100	NTL Internal 10

Status	Contaminant	Results	Units	National Standards	Min. Detection Level
	pH	7.1	pH Units	6.5 to 8.5	EPA Secondary
	Total Dissolved Solids	500	mg/L	500	EPA Secondary 20
	Turbidity	59.0	NTU	1.0	EPA Action Level 0.1
<b>Inorganic Analytes - Other</b>					
	Bromide	ND	mg/L	--	0.5
	Chloride	56.0	mg/L	250	EPA Secondary 5.0
	Fluoride	ND	mg/L	4.0	EPA Primary 0.5
	Nitrate as N	ND	mg/L	10	EPA Primary 0.5
	Nitrite as N	ND	mg/L	1	EPA Primary 0.5
	Ortho Phosphate	ND	mg/L	--	2.0
	Sulfate	55.0	mg/L	250	EPA Secondary 5.0

*We certify that the analyses performed for this report are accurate, and that the laboratory tests were conducted by methods approved by the U.S. Environmental Protection Agency or variations of these EPA methods.*

*These test results are intended to be used for informational purposes only and may not be used for regulatory compliance.*

## ***National Testing Laboratories, Ltd.***

NATIONAL TESTING LABORATORIES, LTD